

6

5

4

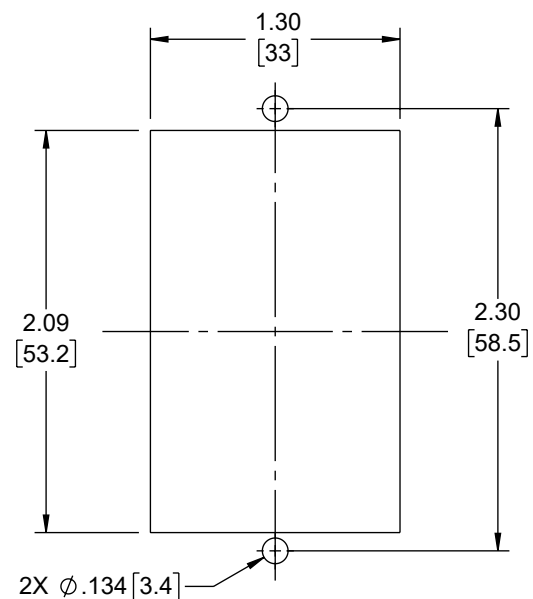
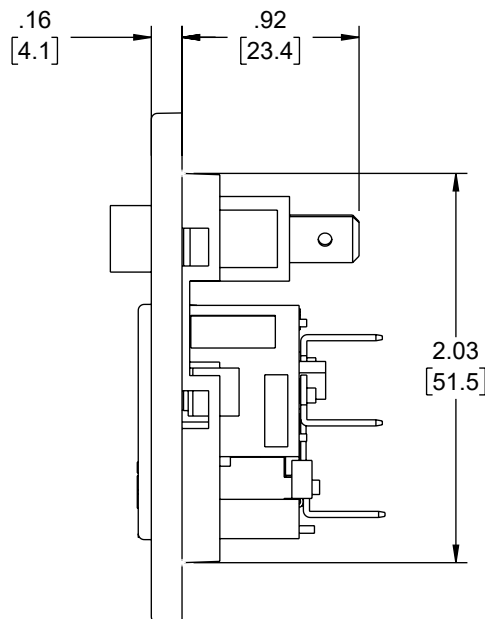
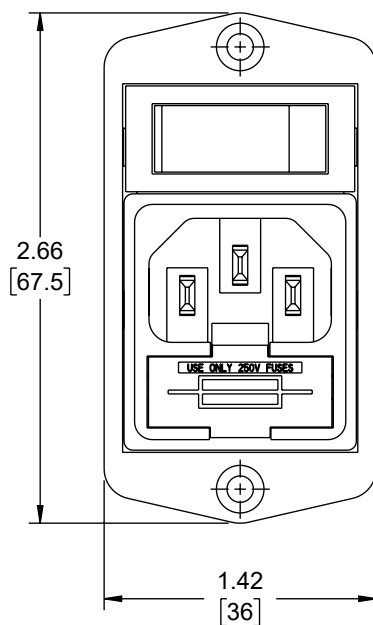
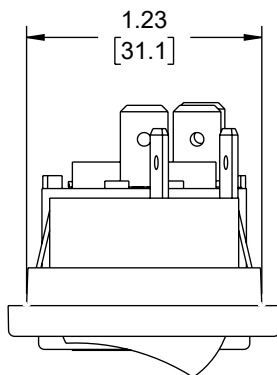
3

2

1

REVISION

ZONE	REV	DESCRIPTION	DATE	CHANGED BY	APPROVED
	1	INITIAL RELEASE	02/20/2024	HBAKKE	DREBECK



PANEL FIXING DETAILS

NOTES:

- CONNECTOR TYPE: C14
- RATING: 10A, 250VAC
- FEATURES:
TOP FIXING FLANGE MOUNT 6.3mm QUICK-CONNECT TERMINATIONS
SINGLE CONTACT ON/OFF SWITCH FUSE HOLDER
- PACKAGING NOTE:
CONNECTOR SHALL BE INDIVIDUALLY PACKAGED, LABEL PER LSP-010-5.
- ALL DIMENSIONS FOR REFERENCE ONLY

THE INFORMATION CONTAINED IN THIS DRAWING IS THE SOLE PROPERTY OF INFINITE ELECTRONICS, INC. ANY REPRODUCTION IN PART OR WHOLE WITHOUT THE WRITTEN PERMISSION OF INFINITE ELECTRONICS, INC. IS PROHIBITED. THESE COMMODITIES, TECHNOLOGY OR SOFTWARE WERE EXPORTED FROM THE UNITED STATES IN ACCORDANCE WITH THE EXPORT ADMINISTRATION REGULATIONS. DIVERSION CONTRARY TO U.S. LAW PROHIBITED.

UNLESS OTHERWISE SPECIFIED
LEADING DIMENSIONS ARE INCHES
DIMENSIONS IN [] ARE MILLIMETERS

TOLERANCES:
 X = ±.2 [5] FRACTIONS
 .XX = ±.02 [0.5] ± 1/32
 .XXX = ±.005 [0.13] ANGLES ± 1°

CABLE LENGTH TOLERANCES:
 ≤12 [305] = +1 [25] / -0
 >12 [305] ≤ 60 [1524] = +2 [51] / -0
 >60 [1524] ≤ 120 [3048] = +4 [102] / -0
 >120 [3048] ≤ 300 [7620] = +6 [152] / -0
 >300 [7620] = +5% / -0

ALL DIMENSIONS ARE FOR REFERENCE ONLY
AND SUBJECT TO CHANGE WITHOUT NOTICE.
UN-DIMENSIONED/NON-CRITICAL FEATURES
MAY VARY IN SIZE AND LOCATION
COLORS MAY VARY



Website: www.Transtector.com
Phone: 1.800.882.9110 | 1.208.635.6400



INTERPRET ALL DIMENSIONS AND
TOLERANCES PER ASME Y14.5

SCALE SHEET
NONE 1 OF 1

DESCRIPTION

AC PEM C14 PANEL TOP FIXING FLANGE 6.3mm QUICK-
CONNECT SINGLE CONTACT SWITCH FUSEHOLDER

SIZE	CAGE CODE	DRAWN BY	ITEM NO.	REV
A	30992	HBAKKE	ACM-C4-GQ6R1FT-TT	1

6

5

4

3

2

1