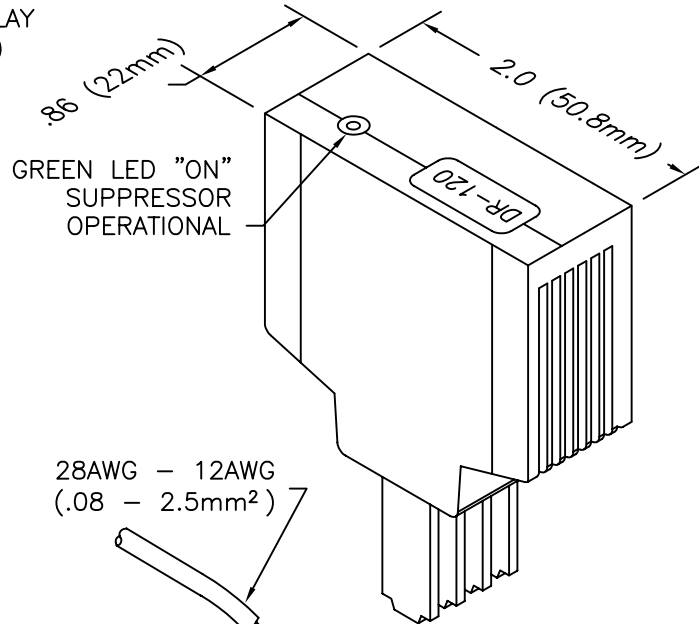
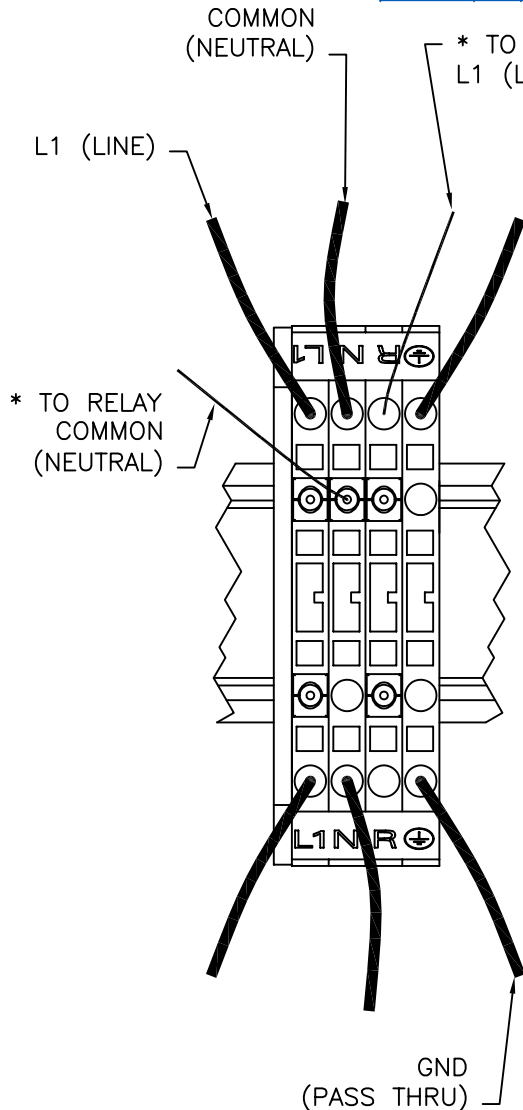


THIS DRAWING HAS BEEN GENERATED AND IS MAINTAINED BY A CAD SYSTEM. CHANGES SHALL ONLY BE INCORPORATED AS DIRECTED BY THE DESIGN ACTIVITY.

These Commodities, or technology are exported from the U.S. in accordance with the Export Administration Regulations. Diversion contrary to U.S. law prohibited.

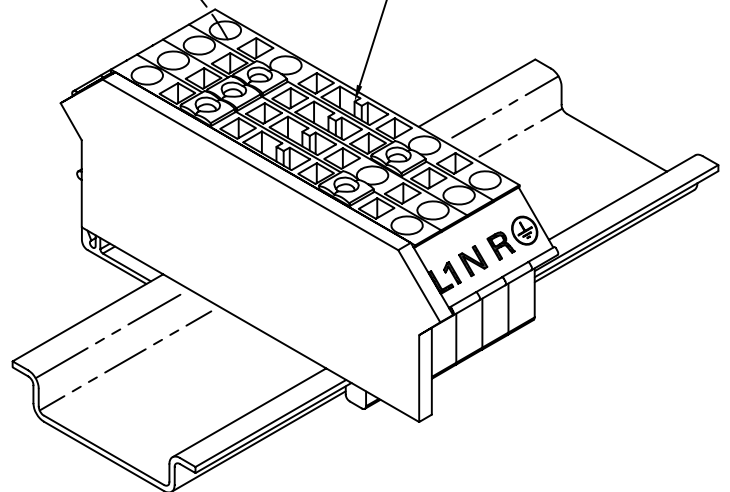
REVISIONS

ZONE	LTR	DESCRIPTION	ECO NO.	DATE	APPROVED
	O	PRODUCTION RELEASE		12/22/98	
	A	CHANGE PICTORIAL	4904	07/29/03	



28AWG - 12AWG
(.08 - 2.5mm²)

QUICK CONNECT
PUSH-IN CONNECTORS



NOTE:

* CONNECTION POINTS FOR WIRING TO REMOTE 120V RELAY.
(WIRE AND RELAY NOT SUPPLIED).

©2015 [Transtector](http://Transtector.com). All rights reserved

UNLESS OTHERWISE SPECIFIED, DIM. IN INCHES BEFORE PLATING.
TOLERANCES ON: DECIMALS
FRACTIONS=±.xx=±
ANGLES=°.XXX=±

DRAWN	JAH	DATE	8/21/98
CHECKED	JDW	DATE	12/22/98
ENGRG APPD	MLH	DATE	12/22/98
PROJ APPD	JAH	DATE	12/22/98
APPROVED			

TRANSTECTOR
SUPERIOR SURGE SUPPRESSION
Hayden Lake, ID 83835

TITLE
DR-120V
DIN-RAIL

MATERIAL:

NOTICE: THE INFORMATION AND DESIGN CONTAINED HEREIN IS THE PROPERTY OF TRANSTECTOR SYSTEMS. WHO RESERVES ALL RIGHTS THERETO.

SIZE	CAGE	DRAWING NUMBER	REV
A	30992	1200-078-1	A

SCALE= FULL SHEET 1 of 1